

Pattern Erbach Landesmeisterschaft

Jupf Basis 4 jährig	Pattern 3
Jupf Basis 5 jährig	Pattern 4
Jupf Trail 4 jährig	Pattern 4
Jupf Trail 5 jährig	Pattern 5
Jupf Reining 4/5 jährig	Pattern 1
Reining LK4 A/B	Pattern 14
Reining LK3 A und 1-3B	Pattern 6
Reining LK 1/2 A sen/jun	Pattern 2
M-RN LK 1/2 A sen	Pattern 10
M-RN LK 1/2 B	Pattern 9
M-RN LK 1/2 A jun.	Pattern 4
Youngstars RN	Pattern 8
Manschaft Reining	Pattern 11
Youngstars Challenge	Pattern 1
SUHO LK 1/2 A/B sen	Pattern 1
M-SUHO LK 1/2 A/B	Pattern 2
Western Riding LK 3 A/B	Pattern 6
Western Riding LK 1/2 A/B sen/jun	Pattern 6
M-WR LK 1/2 A/B sen	Pattern 1
M-WR LK 1/2 A jun	Pattern 7
Ranch Riding LK 4 A/B	Pattern 5
Ranch Riding LK 3 A/B	Pattern 6 (aus LK 3)
Ranch Riding LK 1/2 A/B sen	Pattern 2
Ranch Riding LK 1/2 A jun	Pattern 1
M-RR LK 1/2 A/B sen	Pattern 3
Manschaft Ranch Riding	Pattern 1 (aus LK3)

M-RR LK 1/2 A jun

Pattern 4

Trail LK 4 A/B

Pattern Seite 37 (Trail LK 1-5)

Trail LK 3 A und 1-3B

Pattern Seite 32 (Trail LK 1-5)

Trail LK 1/2 A sen

Pattern Seite 22 (Trail LK 1-5)

Trail LK 1/2 A jun

Pattern Seite 32 (Trail LK 1-5)

M-TH LK 1/2 A/B sen

Quali Pattern 2 (2018 Q-Trail)

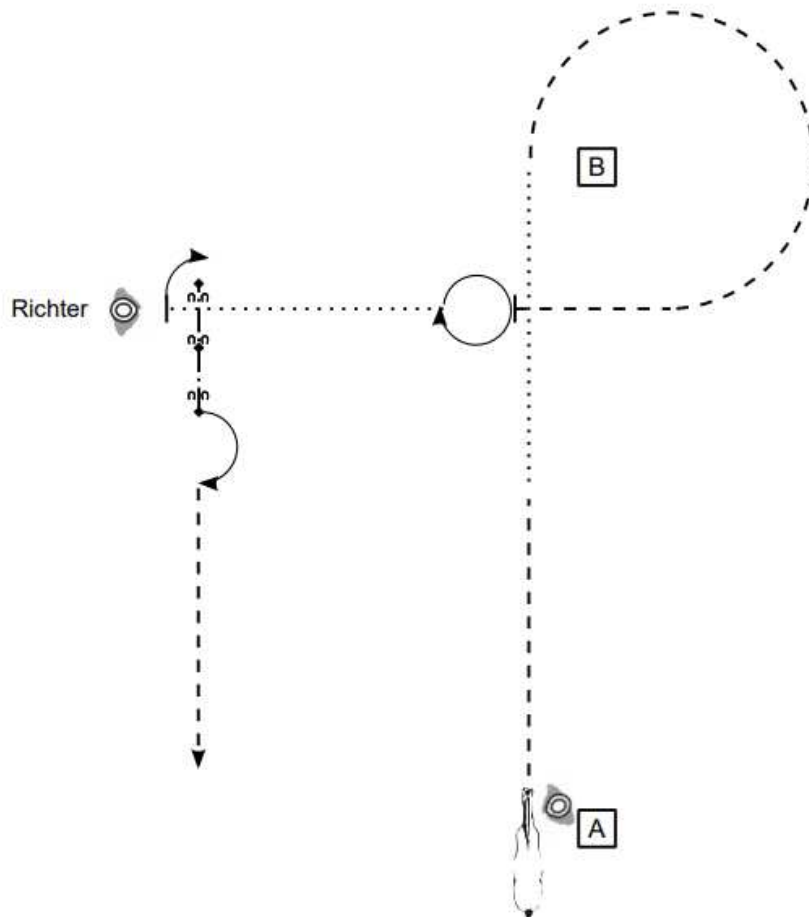
M-TH LK 1/2 A jun

Quali Pattern 3 (2018 Q-Trail)

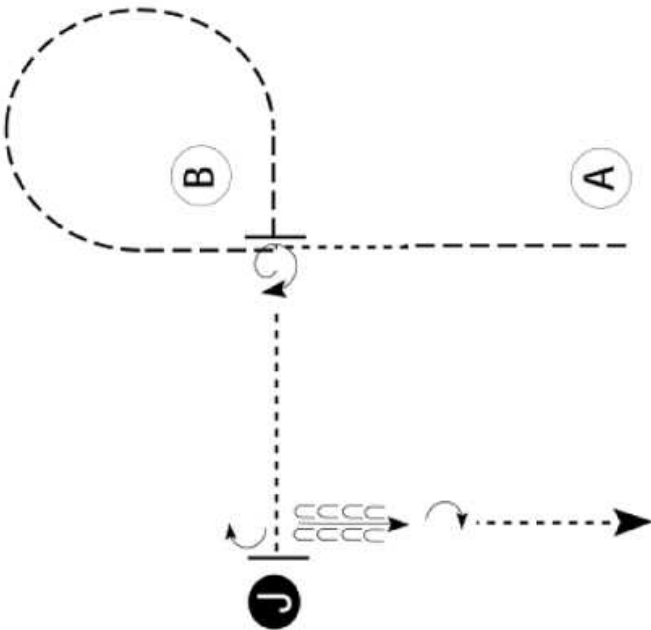
Trail Mannschaft

Pattern Seite 32 (Trail LK 1-5)

SSH LK 1/2 B

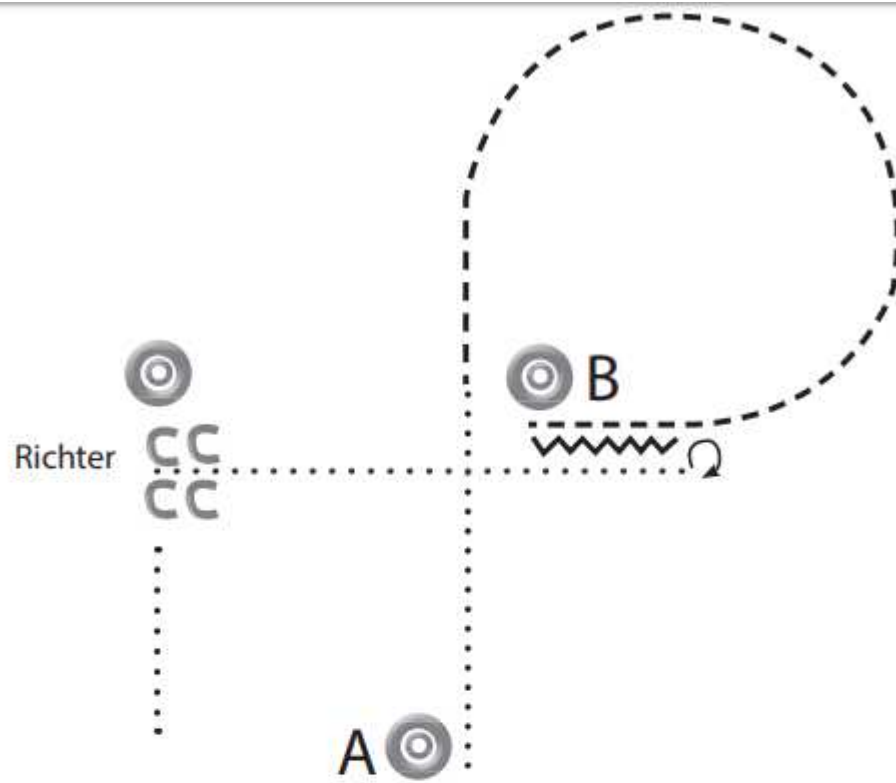


- Set Up bei A
1. Jog den halben Weg bis B
Walk bis B
 2. Jog um B und bis hinter B -
Stop
 3. 360° Turn
 4. Walk zum Richter - Stop
 5. Set Up
 6. 90° Turn
Back Up
 7. 180° Turn
Jog in die Warm Up Area



1. Trot halfway to B.
2. Walk two horse lengths.
3. Trot to and around B as shown.
4. Trot past B and stop. Perform a 360 degree turn.
5. Walk to Judge and set up for inspection.
6. When dismissed, perform a 90 degree turn and back approximately 2 horse lengths.
7. Perform a 180 degree turn and walk straight away.

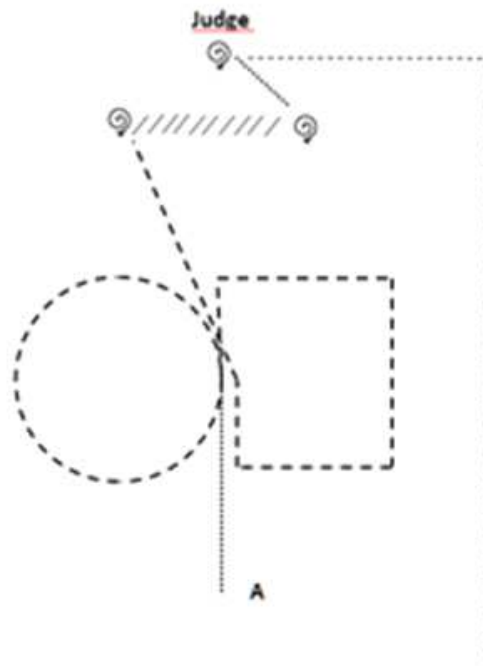
SSH LK 4 A/B



Von A nach B im Schritt
Bei B Anjoggen und einen Zirkel im Jog
eine Pfärdelänge Back up
HHW rechts 360°
Weiter im SChritt gerade vor den Richter, Set up
Im Schritt zurück ins Lineup

~~~~~  
Back  
.....  
Walk  
- - - -  
Jog  
- . - . - .  
Ext. Jog  
—————  
Lope

M-SSH LK 1/2 A/B

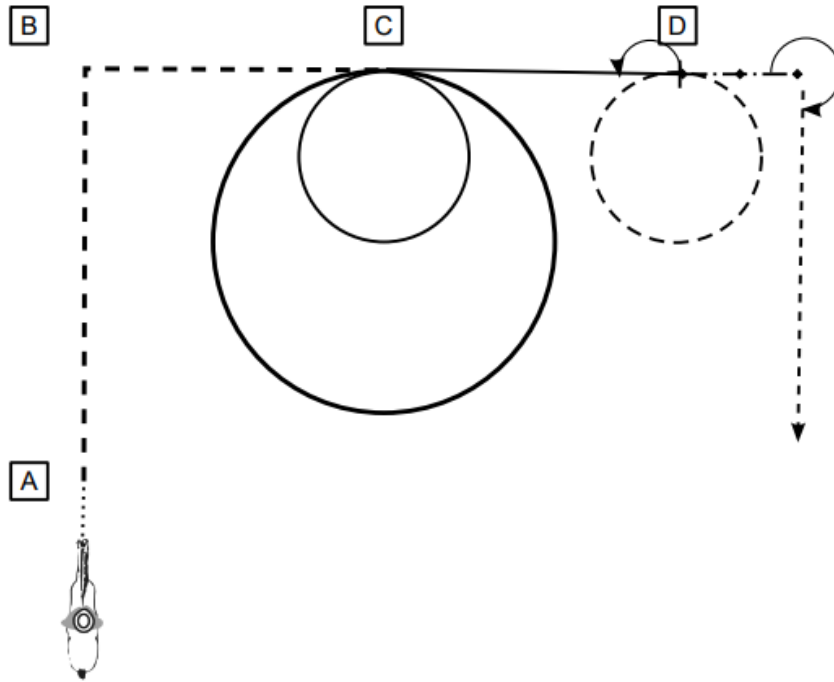


Be ready at A

1. Walk a straight line, trot a circle left, trot corners right and a straight line
2. Stop, 675° turn
3. Back up, 405° turn
4. Walk, 405° turn
5. Set up for full inspection, 90° turn

Trot back to the warm up area

WHS LK 1/2 A/B



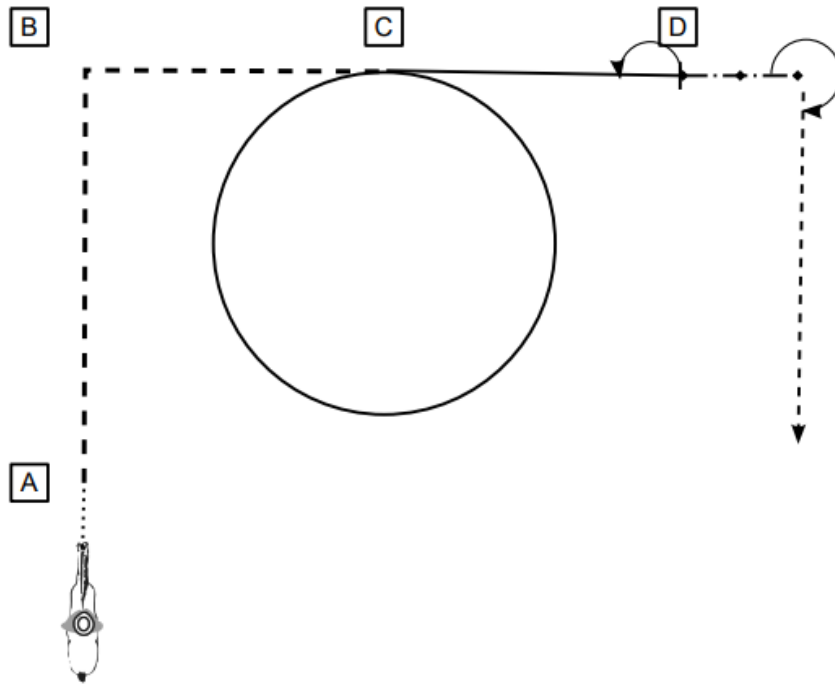
1. Walk bis A  
Ext. Jog bis C
2. bei C Lope (RL) 2 Zirkel  
+ 1. klein und langsam  
+ 2. groß und schnell  
+ im Lope bis D - Stop
3. 180° Turn (L)
4. Jogzirkel (L) bei D - Stop
5. Back Up
6. 270° Turn (R),

Im Jog zurück in Warm Up Area

L = Left  
R = Right  
LL = Left Lead  
RL = Right Lead

- |               |             |
|---------------|-------------|
| A             | Marker      |
| .....         | Walk        |
| - - - - -     | Jog         |
| - - - - -     | ext. Jog    |
| —————         | Lope        |
| —————         | ext. Lope   |
| ← - - - - - → | Backup      |
| on ..... →    | Sidepass    |
| ————— X       | Lead Change |

WHS LK 3 A/B



1. Walk bis A  
Ext. Jog bis C
2. bei C Lope (RL) Zirkel  
+ im Lope bis D - Stop
3. 180° Turn (L)
4. Back Up
5. 270° Turn (R),

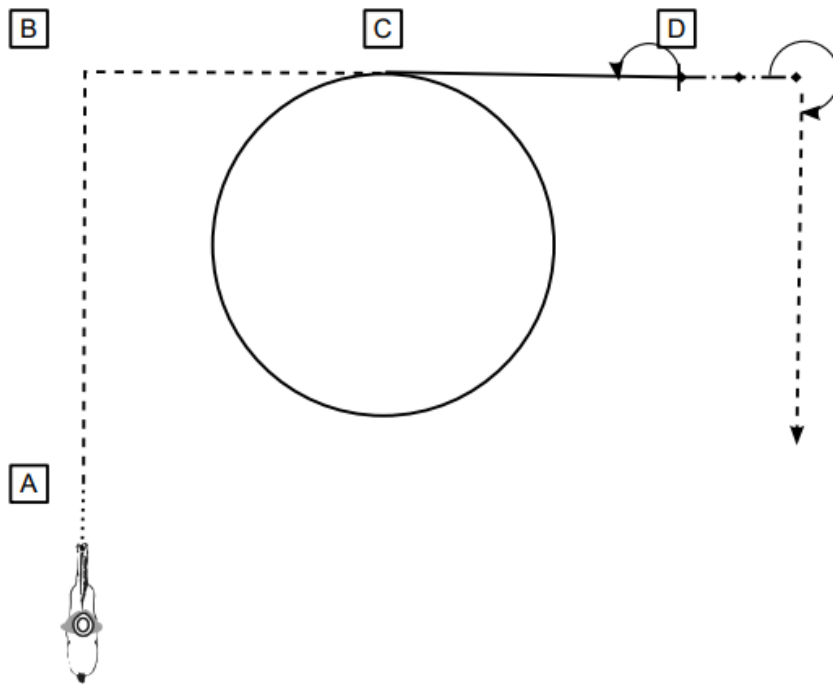
Im Jog zurück in Warm Up Area

L = Left  
R = Right  
LL = Left Lead  
RL = Right Lead

|                                                               |             |
|---------------------------------------------------------------|-------------|
| <span style="border: 1px solid black; padding: 2px;">A</span> | Marker      |
| .....                                                         | Walk        |
| -----                                                         | Jog         |
| - - - - -                                                     | ext. Jog    |
| —————                                                         | Lope        |
| —————                                                         | ext. Lope   |
| ◄ . . . . . ►                                                 | Backup      |
| no .....>                                                     | Sidepass    |
| ————— X                                                       | Lead Change |



WHS LK4 A/B



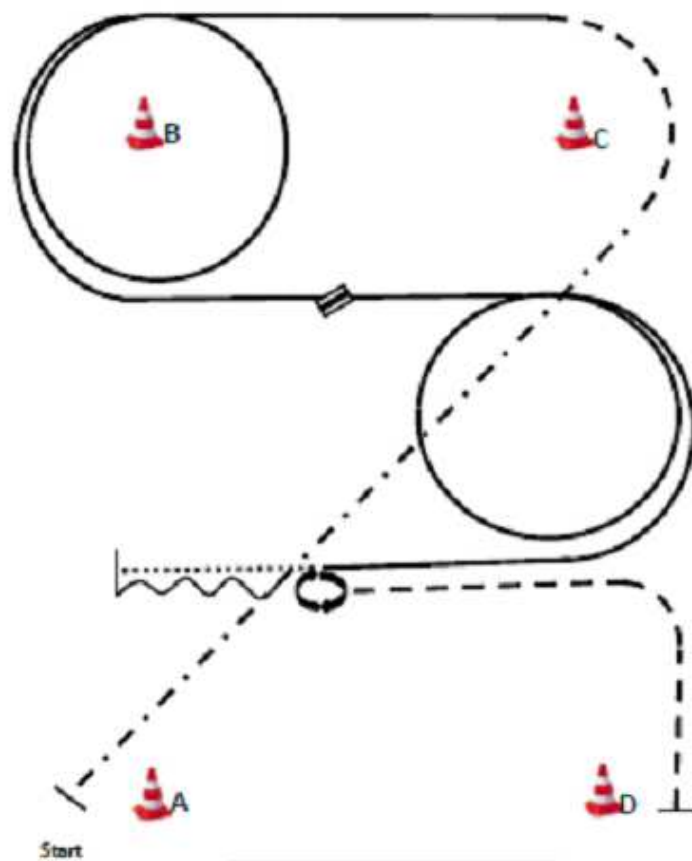
1. Walk bis A  
Jog bis C
2. bei C Lope (RL) Zirkel  
+ im Lope bis D - Stop
3. 180° Turn (L)
4. Back Up
5. 270° Turn (R),

Im Jog zurück in Warm Up Area

L = Left  
R = Right  
LL = Left Lead  
RL = Right Lead

- |               |             |
|---------------|-------------|
| A             | Marker      |
| .....         | Walk        |
| - - - - -     | Jog         |
| - - - - -     | ext. Jog    |
| —————         | Lope        |
| —————         | ext. Lope   |
| ◄ - - - - - ► | Backup      |
| no .....>     | Sidepass    |
| ————— X       | Lead Change |

M-WHS LK 1/2 A/B

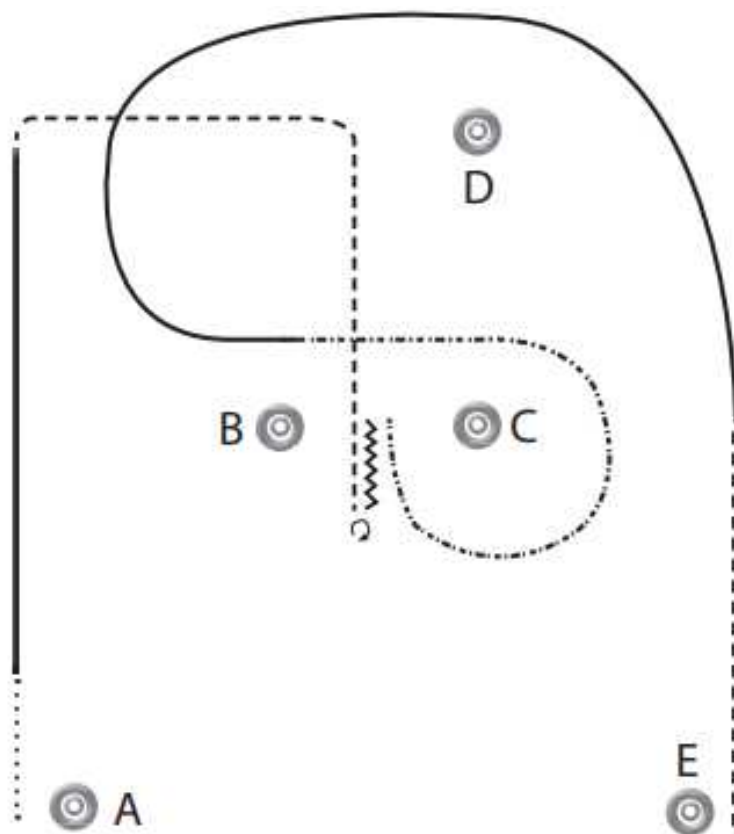


WARM UP AREA






- |                                         |                          |
|-----------------------------------------|--------------------------|
| 1. Be ready at A, ext. Jog to C.        | 7. 540° turn (opt. r/l). |
| 2. Jog around C.                        | 8. Jog to D, stop.       |
| 3. Lope circle left lead around B.      |                          |
| 4. Lead change, lope circle right lead. | Walk to warm up area.    |
| 5. Walk, stop.                          |                          |
| 6. Back one horse length, stop.         |                          |



WHS Mannschaft



1. Aus dem Stand Jog bis Höhe C
2. Lope left um D bis B
3. Ext. Jog um C
4. Stop - 1 Pferdelänge rückwärts
5. Turn right 360°
6. Jog
7. Lope right
8. Walk, Stop

-  Back
-  Walk
-  Jog
-  Ext. Jog
-  Lope